

Guelph Police Service

2023 Annual Report



PRIDE  SERVICE  TRUST

Table of Contents

Your Police Service	3
A Letter from the Chief of Police and Board Chair	4
Organizational Structure	5
Community Engagement/ Internal Initiatives	6
2023 Provincial Grants	8
Calls for Service	9
Service Quality	10
Cyber and Hate Crimes	11
Financial Indicators	12
Staffing	13
Highway Traffic Act Offences	14
Motor Vehicle Collisions	15
Street Checks	16
Overview of Criminal Code Offences: Total Criminal Code	17
Overview of Criminal Code Offences: Traffic Violations	18
Overview of Criminal Code Offences: Crimes Against Property	19
Overview of Criminal Code Offences: Crimes Against Person	20
Overview of Criminal Code Offences: Other Criminal Code Violations	21
Controlled Drugs and Substances Act & Cannabis Act	22
Human Trafficking - Number of Calls and Related Charges Laid	23
Annual Use of Force	24
Annual Use of Force: Call Types	25
Annual Use of Force: Perceived Subject Race	26
Annual Use of Force and CEW Deployment Comparison	27
Use of Force: 2023 Breakdown	28

ACCESSIBLE FORMAT AVAILABLE BY CONTACTING THE MEDIA UNIT AT
519-824-1212 EXTENSION 7190 OR TTY 519-824-1466

Your Police Service

Our Values



Pride

in ourselves, our work, and our community.



Service

with compassion and accountability.



Trust

shared through integrity and mutual respect.

Our Vision

To contribute to the positive growth and development of our members and our community by providing leadership and innovative policing that is effective, efficient, economical, and environmentally responsible.

Our Mission

Through partnerships, we are dedicated to enhancing the quality of life and ensuring the safety of all who live, work, and play in our safe, and diverse community.



A Letter from the Chief of Police and Board Chair

Throughout 2023, the Guelph Police Service continued to focus on key priorities including: community policing; organizational health and service effectiveness; community safety and wellness; road safety; drugs and property crime; and the downtown.

2023 saw the culmination of the Service's 2018-2023 "Moving Forward Together" Strategic Plan. Together with our community, we have been planning for the forthcoming 2024-2027 strategic plan launch which will ensure the continuance and expansion of adequate and effective policing initiatives to support our rapidly growing city.

Our Service's first four-year multi-year budget was developed and unanimously supported by our Board and City Council. Working with internal and external partners, this multi-year budget allows our Service to remain on track to ensure appropriate levels of service now and into the future in a way that is safe and sustainable for our members and our citizens.

As part of our community policing priority, 2023 saw a considerable increase in our documented proactive community engagements. This achievement was accomplished despite 2023's extraordinary service demands which included a record number of calls for service and saw our members conducting an unprecedented number of homicide and other major investigations.

Our Citizens' Police Academy was delivered multiple times throughout the year to over 70 adult and youth participants. Our Youth Engagement Program (YEP) saw a record number of participants. We continued our Service's Crime Prevention Through Environmental Design (CPTED) program, and our Pre-Charge Diversion Program which focuses on restorative justice and using relationships with community organizations to address minor offences rather than having persons enter the criminal justice system.

In addition to hosting our 2023 GPS Family Fun Day which saw over 400 community members visit our Headquarters, in 2023 there were over 45 community events that the Service organized, facilitated, or participated in including: Special Olympics Torch Run; Coffee with a Cop; Dairy Queen ice cream ticket campaign; Tim Hortons Camp Day; Cops and Kids Christmas Campaign; and Sirens for Life. Additionally, 2023 saw the inauguration of our Certificate of Appreciation Program where the Service recognizes members of our community who go above and beyond to keep our city safe and enjoyable for all.

In 2023, our Service actively focused on exploring new ways of engaging our community through our Media Unit. As a result, we saw an increase in views of daily media releases on our website to approximately 1,400+/day. Our Media Unit also disseminated more than 1,100 posts on our social media channels to keep the community informed daily about the work of the Guelph Police Service, to share safety tips, and to promote the work of our community partners.

Our Downtown Supplemental Staffing Initiative was launched in April 2023. This initiative saw dedicated officers on foot and bike patrol in the downtown core resulting in a much greater presence and engagement with our Downtown Community.

Unfortunately, in 2023 our Service and our community were reminded that we are not immune from the types and severity of crimes being committed in larger urban centres and the world. In 2023, our City saw four homicides and we continued to experience a very concerning trend of firearms and other weapons being used in our city. The presence of these illegal weapons jeopardizes the safety of our citizens and our members. Of significant concern was the disturbing presence of human trafficking and intimate partner violence related crimes. In addition, we continue to observe troubling numbers of cyber-enabled crimes that victimize our most vulnerable residents in the areas of child pornography, ransomware and frauds, and internet related scams.

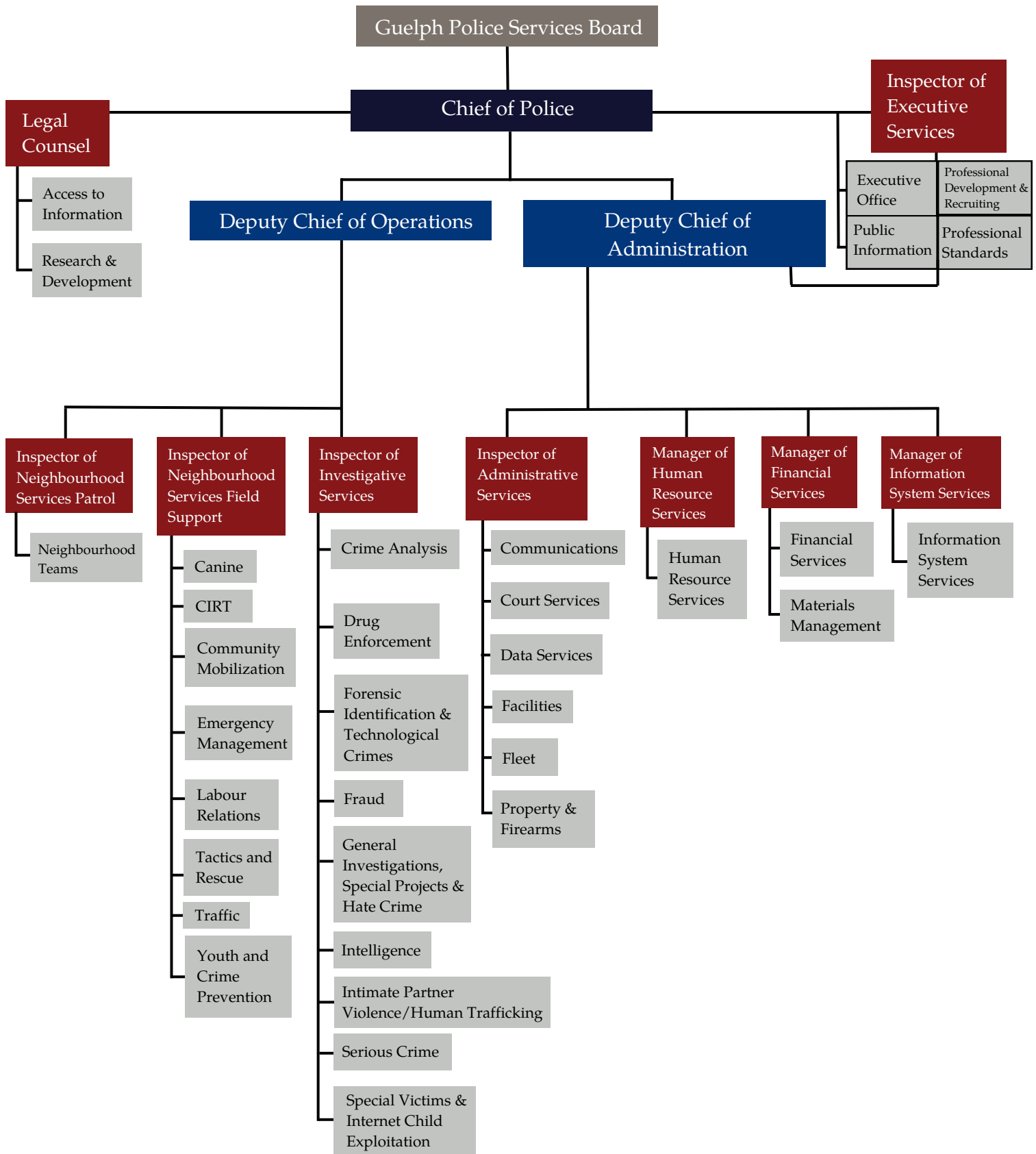
As a result of the multi-year budget approved by our Board and Council, we have a well-established plan to increase the much-needed supports to address these increasingly present and serious crimes which are having devastating impacts on victims.

On behalf of the Board and the Executive, we wish to extend our personal appreciation to our officers and civilian staff, our community partners, and the citizens of Guelph for their continued support. 2023 saw both successes and challenges. As an organization, we remain steadfast in our commitment to work with our community to make Guelph the safest and healthiest city possible.

Peter McSherry, Chair

Gord Cobey, Chief

Organizational Structure



Community Engagement Initiatives



■ Citizens Police Academy

Our interactive sessions aim to enhance public safety through education while building trust and understanding between the police Service and our community. Topics include traffic enforcement, frauds, forensics, and emergency response.

■ Youth Engagement Program

Our Youth Engagement Program is designed for students in grades 10 to 12+ to learn about policing in an interactive and informative way. Participants learn about our recruiting and training, forensic identification, traffic services, tactical response, drug, and canine units while earning 20 community service hours.

■ Crime Prevention Through Environmental Design (CPTED)

The CPTED Program affords members of the public the opportunity to have an officer come to their home or business and learn ways to make their property more secure.

■ Pre-Charge Diversion Program

This program focuses on restorative justice and using relationships with community organizations to address minor offences rather than having persons enter the criminal justice system.

■ GPS May Family Fun Day

Over 400 community members engaged with officers and civilian members of our Service at Headquarters and were introduced to our many different units including our K-9 team.



■ **Community Participations**

In 2023, the Service organized, facilitated, or participated in over 45 community events including: the Special Olympics Torch Run; our weekly Coffee With a Cop initiative; the Dairy Queen Ice Cream Ticket campaign; the Tim Horton's Camp Day; the Cops and Kids Christmas Campaign; the Sirens for Life Blood Donor Campaign; Guelph Wellington Multicultural Festival.

■ **Certificate of Appreciation Program**

Launched in 2023 to recognize members of our community who go above and beyond to keep our city safe and enjoyable.

■ **Community engagement focus via our Media Unit**

In 2023 our Service explored new ways of sharing daily media releases resulting in an increase of views on our website to approximately 1,400+/day. Additionally, more than 1,100 posts on our social media channels kept the community informed daily about the work of our Service.

■ **Downtown Supplemental Staffing Initiative**

A visible foot/ bike patrol specific to the downtown was initiated in 2023 running from April to September. As a result, there was a significant increase in the number of community contact and proactive patrol occurrences for that time period. This program was well received by our citizens and has led to increased resources for the downtown.

Internal Initiatives

■ **Women's Integrated Support Network-Immigration Services Mentorship Program**

Our Service's Women's Integrated Support Network partnered with Immigrant Services Guelph-Wellington in its one on one mentoring program and provided participants information to assist newcomers to our City.

■ **Our Service also engaged in a number of Wellness initiatives for the benefit of our members.**



2023 Provincial Grants

2023 was a very successful year for our Service in securing provincial grant funding to support initiatives which would have otherwise been impossible without incurring additional costs for our community.

We acknowledge the support of the Government of Ontario for providing these grants.

● Victim Support Grant

to enhance capacity to support victims and survivors of intimate partner/domestic violence, human trafficking, and child exploitation through increased collaboration with local organizations and communities.

● Closed-Circuit Television Grant

to deter criminal activity and improve police investigations and public safety in our community.

● Preventing Auto Theft Grant

to enhance the Break, Enter and Auto Theft Team with additional equipment and personnel.

● Mobile Crisis Response Team Enhancement Grant

to increase coverage and service hours for the existing Integrated Mobile Police and Crisis Team (IMPACT) program.

● Next Generation 9-1-1

to support the transition to a new digital 9-1-1 platform as mandated by the Canadian Radio-television, and Telecommunications Commission (CRTC).

Calls for Service

Top Five Calls for Service

Call Type

1

4,216 Compassionate to Locate

2

2,437 Suspicious Person

3

2,253 Unwanted Person

4

2,211 Bylaw Complaint

5

1,879 Administrative/Routine Detail

*Total calls
for service 2023*

84,333

Busiest Month

May

Busiest Day of the Week

Friday

Service Quality

	2022	2023	% Variance
Priority 1 Calls for Service			
Number of Priority 1 Calls for Service	984	964	-2.0%
Median Response Time, Priority 1 Calls (minutes:seconds)	6:10	6:15	1.4%
Use of Force			
Number of Incidents	100	107	7.0%
Levels of Force Used	223	184	-17.5%
Public Complaints - Investigations			
Total Complaints by Type	41	67	63.4%
Police Officer Conduct	35	63	80.0%
Service of the Police Service	4	1	-75.0%
Policies of the Police Service	2	3	50.0%
Public Complaints - Resolutions			
Withdrawn	6	9	50.0%
Unsubstantiated	8	12	50.0%
Customer Service/Early Resolution	2	4	100.0%
Informal Discipline	0	1	---
Misconduct Hearing	0	0	---
Not Proceeded with 60 PSA	21	35	66.7%
Retained by OIPRD	0	0	---
Terminated by OIPRD	1	1	0.0%
Outsourced to Other Police Service	0	0	---
OCCPS/OIPRD Appeals	3	2	-33.3%
Decisions Upheld	3	2	-33.3%
Street Checks (i.e., Regulated Interactions)			
Attempted Collections	0	2	---
Joint Forces Operations and Internal Task Forces***	0	0	---
Projects Resulting in Charges	0	0	---
Legal Services			
Freedom of Information (FOI) Requests Processed	465	519	11.6%
Data Services			
Number of Record Checks	10,911	11,349	4.0%
Volunteer Clearance	4,423	4,383	-0.9%
Non-Volunteer Clearance	6,488	6,966	7.4%

Source: Units of the Guelph Police Service.

Cyber and Hate Crimes



	2022				2023				% Variance	
	Occurrences		Clearance		Occurrences		Clearance		Occurrence Rate	Clearance Rate
	Number	Rate/ 100,000 pop.	Number	Rate/ 100,000 pop.	Number	Rate/ 100,000 pop.	Number	Rate/ 100,000 pop.		
Cyber Crime (1)	516	344.1	152	29.5	417	271.3	101	24.2	-21.2%	-17.8%
Hate Crime (2)	13	8.7	3	23.1	15	9.8	2	13.3	12.6%	-42.2%

(1) A cyber crime is “a criminal offence involving a computer as the object of the crime or the tool used to commit a material component of the offence.” (Canadian Police College as quoted in Canadian Centre for Justice Statistics – Statistics Canada. 2010. Uniform Crime Reporting Incident-Based Survey. Ottawa.)

(2) A hate crime is “a criminal violation motivated by hate, based on race, national or ethnic origin, language, colour, religion, sex, age, mental or physical disability, sexual orientation or any other similar factor.” (Canadian Centre for Justice Statistics – Statistics Canada. 2010. Uniform Crime Reporting Incident-Based Survey. Ottawa.)



Human Resources	2022	2023
Population, City of Guelph	149,942	153,690
Authorized Personnel (FTEs)	337.4	342.4
Actual Personnel (FTEs)	330.2	335
Authorized Police Officers (FTEs)	222.5	223.5
Police Officer: Population Ratio (Actual constables, sergeants, and staff sergeants)	674	710
Authorized Constables	180	180
Actual Constables	179	179
Overtime (hours)	31,990	43,701
Overtime per Member (hours)	97	131
Overtime Paid (hours)	21,080	34,314
Overtime Paid (%)	66	79
Cost of Overtime Paid (\$)	\$1,077,661	\$1,851,077
Sick Time (hours)	24,432	20,751
Sick Time per Member (FTEs) (hours)	74	62
Injured on Duty (hours)	10,860	17,821
Injured on Duty per Member (FTEs) (hours)	33	53
Selected Cost Recovery	2022	2023
Alarm Fees	\$90,350	\$97,109
Police Record Check Fees	\$265,125	\$394,770
Financial and Material Resources	2022	2023
Net Approved Budget	\$54,249,566	\$57,269,170
Net Operating Expenditures	\$52,078,925	\$57,232,429
Policing Cost per Capita (Approved Budget)	\$362	\$373

Staffing



Authorized and Actual Personnel	2022		2023		Variance Actual
	Authorized	Actual	Authorized	Actual	
Police Complement – Total	222.5	222.5	223.5	224.5	0.9%
Chief of Police	1	1	1	1	0.0%
Deputy Chief of Police	1	1	2	2	100.0%
Inspectors	5	5	5	5	0.0%
Staff Sergeants	10.5	10.5	10.5	10.5	0.0%
Sergeants	25	26	25	27	3.8%
Constables	180	179	180	179	0.0%
Civilian Complement – Total	118.9	111.7	118.9	110.5	-1.1%
Senior Leadership / Administration	10	9	11	9	0.0%
Special Constables - Courts & Custody	19.7	20	19.7	20	0.0%
Maintenance and Fleet	5	4.5	7	7	55.6%
Communications, Data Services, & Other Civilian	80.2	74.2	81.2	74.5	0.4%
TOTAL (FTEs)	341.4	334.2	342.4	335	0.2%

Highway Traffic Act Offences

	2022		2023		% Variance in Rate
	Number	Rate/ 100,00 pop.	Number	Rate/ 100,000 pop.	
Total Highway Traffic Act (HTA) Violations	5,469	3,647.4	6,433	4,185.7	14.8%
Drive Motor Vehicle, No Currently Validated Permit	76	50.7	352	229.0	351.9%
Drive Motor Vehicle, No Licence	85	56.7	130	84.6	49.2%
Drive Under Suspension	205	136.7	239	155.5	13.7%
Drive, Hand-Held Communication Device	69	46.0	90	58.6	27.3%
Seat Belt Violation	66	44.0	56	36.4	-17.2%
Speeding	2,678	1,786.0	3,210	2,088.6	16.9%
Careless Driving	290	193.4	276	179.6	-7.1%
Red Light Fail to Stop	131	87.4	121	78.7	-9.9%
Disobey Stop Sign	102	68.0	124	80.7	18.6%



Motor Vehicle Collisions

	2022		2023		% Variance in Rate
Motor Vehicle Collisions	Number	Rate/ 100,00 pop.	Number	Rate/ 100,00 pop.	
Fatality	2	1.3	2	1.3	-2.4%
Personal Injury	305	203.4	269	175.0	-14.0%
Property Damage Only*	3463	2309.6	2442	1588.9	-31.2%

*includes both collisions reported on scene and self-reported collisions; previous report included on scene collisions only.



Street Checks

Street Checks (i.e. Regulated Interactions)	Number
Attempted collections	2
Attempted collections where identifying information was collected	2
Individuals from whom identifying information was collected	2
Individuals not given an Document of Interaction (DOI) because the individual did not indicate that they wanted it	2
Attempted collections from individuals who are perceived by an officer to be:	
male	2
female	
transgender, non-binary, or other gender identity	
unknown	
Attempted collections from individuals who are perceived by an officer to be:	
0-17	
18-29	
30-49	2
50-69	
70 or older	
unknown	
Attempted collections from individuals who are perceived to be:	
Black	
East/South Asian	
Indigenous (First Nation, Metis, Inuit)	
Latino	
Middle Eastern	
Southeast Asian	
White	2
Visible Minority, Not Included	
Multiple Visible Minorities	
unknown	
Attempted collections from neighbourhoods:	
One	
Two	1
Three	
Four	1
Five	
Six	
Individuals of the Service permitted to access identifying information to which access must be restricted	0

Chief of Police statement on the proportionality of regulated interactions in Guelph: "Due to the very small sample size of attempted collections, the data are not statistically reliable for identifying trends regarding the proportionality of attempted collections in our community."

Overview of Criminal Code Offences

TOTAL CRIMINAL CODE (EXCLUDING TRAFFIC)

	2022	2023
Number of Occurrences	8,416	7,791
Occurrence Rate	5,612.8	5,069.3
Number Unfounded	99	97
Clearance - Number Cleared by Charge	3,684	3,793
Clearance - Number Cleared Otherwise	560	472
Clearance Rate*	50.4%	54.7%

*includes only "cleared by charge" and "cleared otherwise".



Overview of Criminal Code Offences

TRAFFIC VIOLATIONS

	2022				2023				% Variance	
	Occurrences		Clearance		Occurrences		Clearance			
	Number	Rate/ 100,00 pop.	Number	Rate*	Number	Rate/ 100,00 pop.	Number	Rate*	Occurrence Rate	Clearance Rate
Criminal Code Traffic Violations	315	210.1	313	99.4%	320	208.2	323	100.9%	-0.5%	1.6%
Dangerous Operation	33	22	33	100.0%	37	24.1	37	100.0%	9.4%	0.0%
Operating while Impaired/Low Blood Drug Concentration Violations	205	136.7	204	99.5%	174	113.2	176	101.1%	-17.2%	1.6%
Failure to Stop after Accident	18	12	18	100.0%	22	14.3	22	100.0%	19.2%	0.0%
Operation while prohibited	42	28	41	97.6%	48	31.2	49	102.1%	11.5%	4.6%

*includes only "cleared by charge" and "cleared otherwise".



Overview of Criminal Code Offences

CRIMES AGAINST PROPERTY

	2022		2023	
	# Occurrences	Occurrence Rate/ 100,00 pop.	# Occurrences	Occurrence Rate/ 100,00 pop.
CRIMES AGAINST PROPERTY	5,062	3,376.0	4,337	2,821.9
Arson	22	14.7	23	15.0
Break and Enter	524	349.5	417	271.3
Theft	2,861	1,908.1	2,216	1,441.9
Motor Vehicle Theft	259	172.7	194	126.2
Fraud	732	488.2	800	520.5
Mischief	735	490.2	723	470.4

*table represents selected categories and is not a total accounting of all crimes against property

Overview of Criminal Code Offences

CRIMES AGAINST THE PERSON

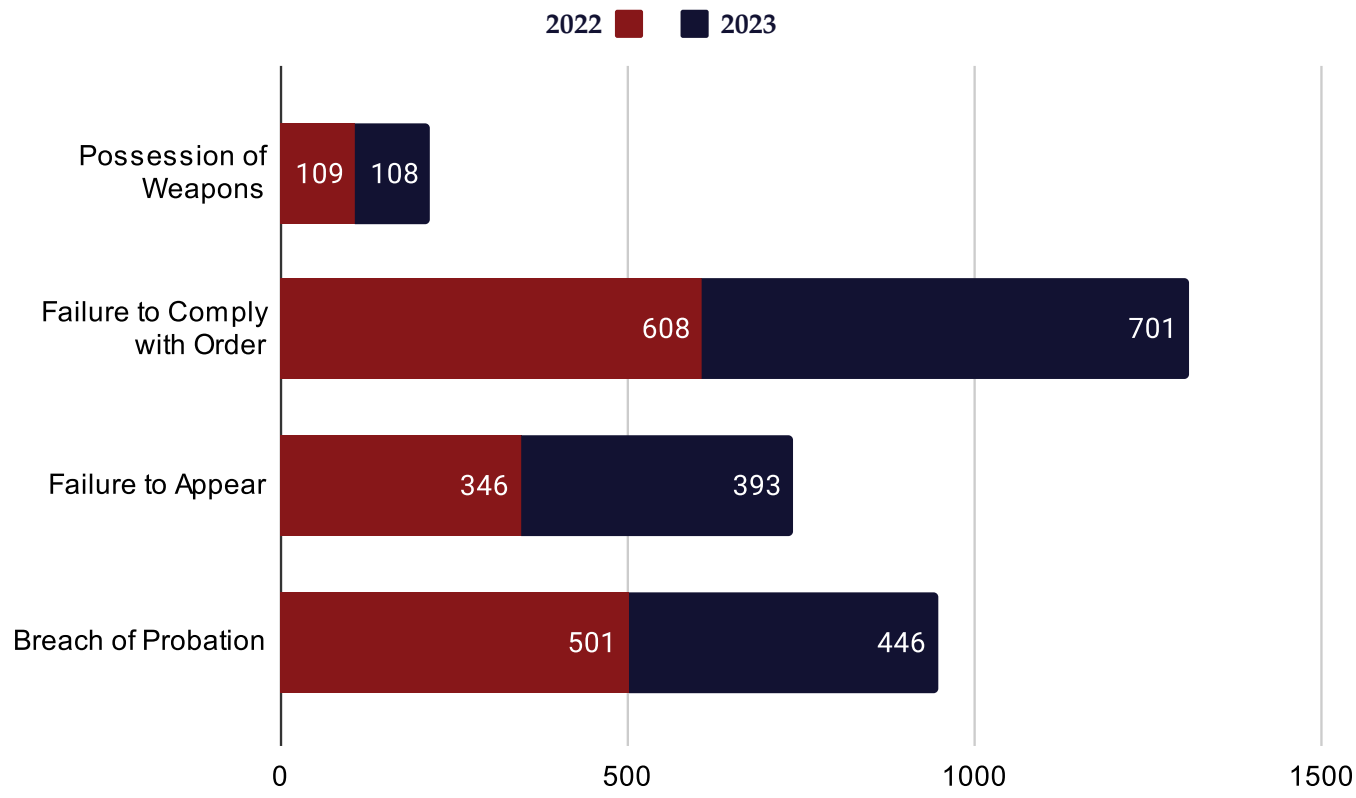


	2022		2023	
	# Occurrences	Occurrence Rate/ 100,00 pop.	# Occurrences	Occurrence Rate/ 100,00 pop.
CRIMES AGAINST THE PERSON	1,495	997.1	1,464	952.6
Murder 2nd Degree	2	1.3	4	2.6
Other Related Offences Causing Death	0	-	1	0.7
Attempted Murder	2	1.3	0	-
Sexual Violations	215	143.4	155	100.9
Assaults/Firearm related offences	735	490.2	743	483.4
Robbery	36	24	41	26.7

*table represents selected categories and is not a total accounting of all crimes against the person

Overview of Criminal Code Offences

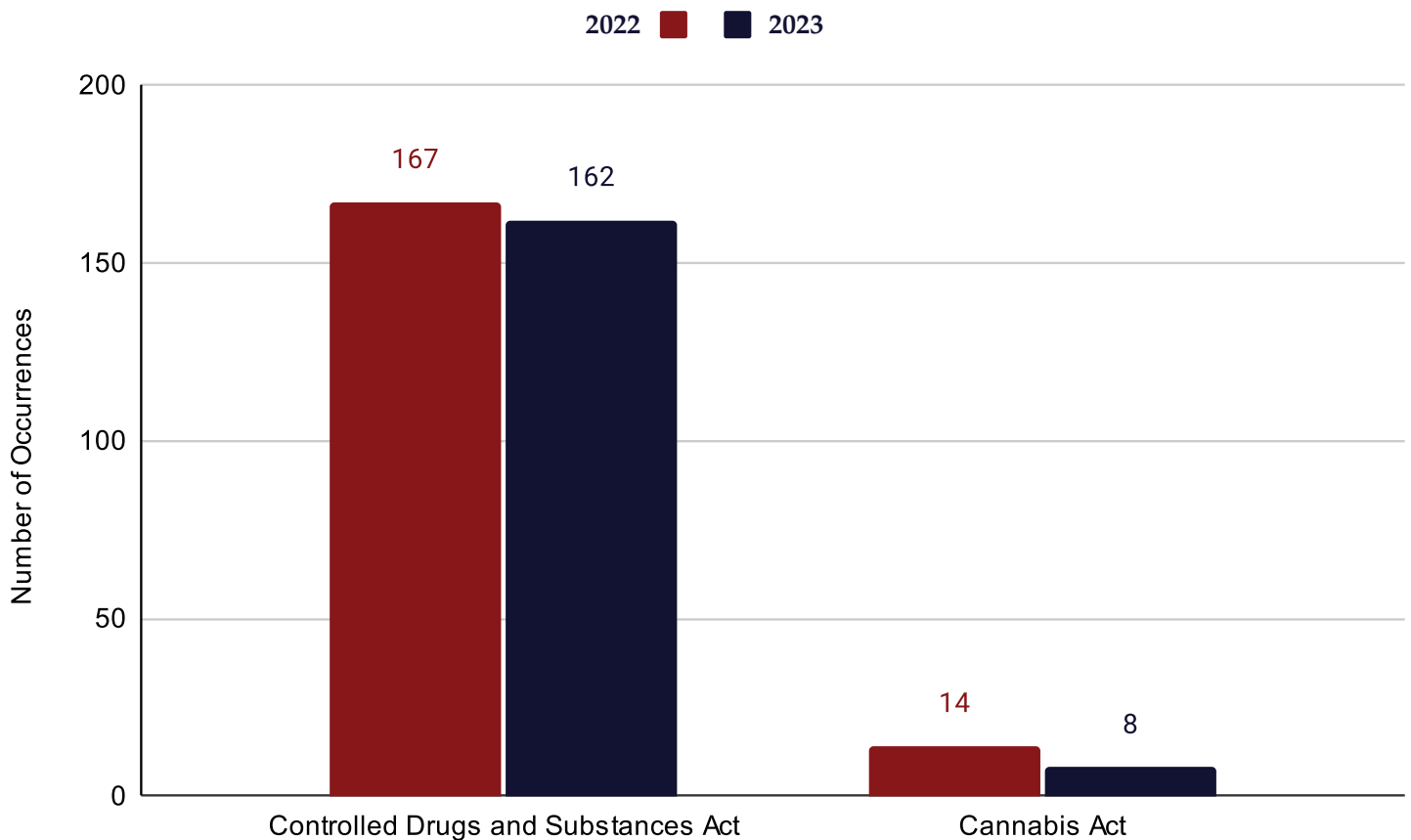
OTHER CRIMINAL CODE VIOLATIONS



*graph represents selected categories and is not a total accounting of all other criminal code violations

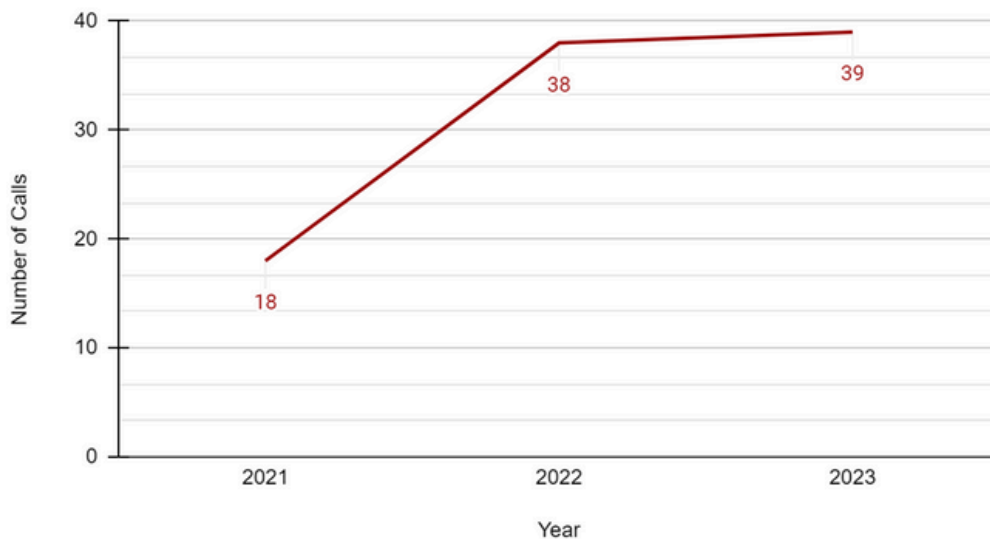


Controlled Drugs and Substances Act & Cannabis Act

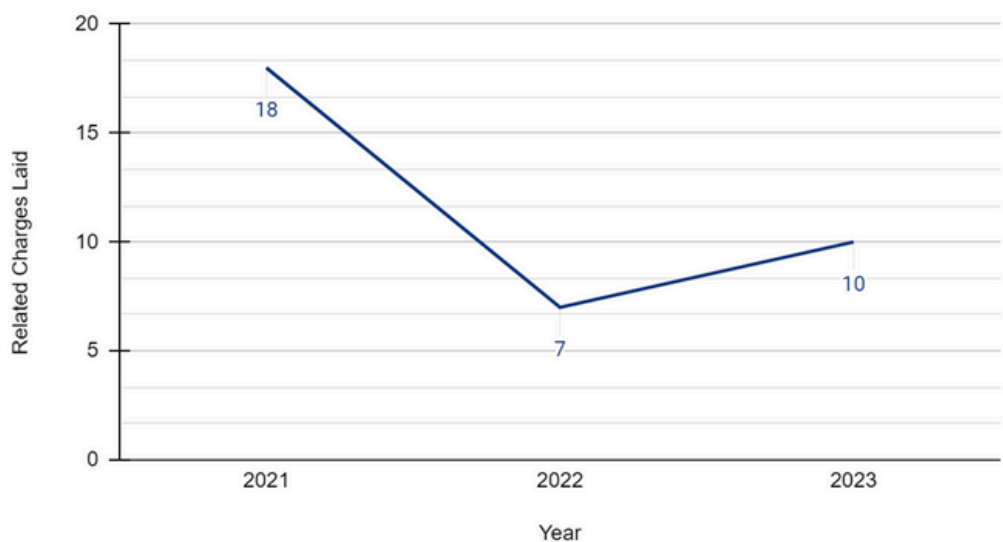


Human Trafficking - Number of Calls and Related Charges Laid

Number of Calls per Year



Related Charges Laid per Year



Annual Use of Force

When an officer has displayed or applied force or utilized a force option as defined by regulation, the officer must complete and submit an electronic Use of Force Report.

Use of Force Report are submitted when:

- A handgun is drawn in the presence of a member of the public (excludes a member of a police service who is on duty), points a firearm at a person or discharges a firearm.
- A member uses a weapon other than a firearm on another person.
- A member uses physical force on another person, not in relation to training, that results in an injury requiring medical attention; and
- When a member deploys a Conducted Energy Weapon (CEW) on a person or an animal or displays the CEW in the Demonstrated Force Presence Mode.

A Provincial Use of Force Report is delivered by the Service to the Ministry Community Safety and Correctional Services annually.

The Guelph Police received 84,333 calls for service in 2023. Guelph Police officers attended to 107 incidents where either one or more levels of force were required to bring the situation to a successful resolution. Members of the Guelph Police Service used 184 varying Use of Force options during these 107 incidents. Based on the province's seven (7) race categories, 141 subjects involved were identified as follows: Black 14, East/Southeast Asian 5, Indigenous 2, Latino 1, Middle Eastern 5, South Asian 1, and White 113.

All Use of Force reports have been reviewed. Officers are trained to assess each situation and respond with the most appropriate use of force option considering officer safety, public safety, and subject safety.

Guelph Police officers, on a very regular basis, are faced with incidents of a serious and potentially dangerous nature. By providing multiple Use of Force options to our officers, we allow choices in how to deal with ever-changing circumstances. Officers can select and transition between their Use of Force options thereby achieving the most effective outcomes. Our officers continue to demonstrate that common sense, good judgment, and effective training are the key to our success in policing the City of Guelph.



Annual Use of Force

CALL TYPES:

The types of calls for service resulting in use of force vary. Such calls could include officer-initiated contact with the public and citizen generated calls for service and assistance.

2023			
CALL GENERATED BY CALL TYPE	CITIZEN COMPLAINT	OFFICER INITIATED	TOTAL
Animal	3	1	4
Arrest	4	0	4
Arrest - Warrant	2	1	3
Assault	5	0	5
Assist Other Police Service	0	2	2
Break & Enter	6	0	6
Disturbance	3	2	5
Domestic Disturbance	14	0	14
Homicide	1	0	1
MHA	8	0	8
Police Pursuit	0	1	1
Property Crime	1	0	1
Search Warrant	11	8	19
Shoplifting	1	0	1
Stolen Vehicle	4	0	4
Suspicious Person	1	1	2
Suspicious Vehicle	0	1	1
Unwanted Person	2	0	2
Utter Threats	1	0	1
Weapons Calls	23	0	23
TOTAL	90	17	107
PERCENTAGE	84.1%	15.9%	100%

Annual Use of Force

PERCEIVED SUBJECT RACE:

As of January 1, 2020, under the Anti-Racism Act, police services are required to collect data on the perceived race of those subjects involved in reportable use of force incidents. All information gathered is used to identify, monitor, and address potential racial bias or profiling. The reporting requirements include identifying the perceived race of the subject at the time that force was applied. Race groups are categorized by the Ministry and are divided into seven groups: Black, East/Southeast Asian, Indigenous, Latino, Middle Eastern, South Asian, and White.

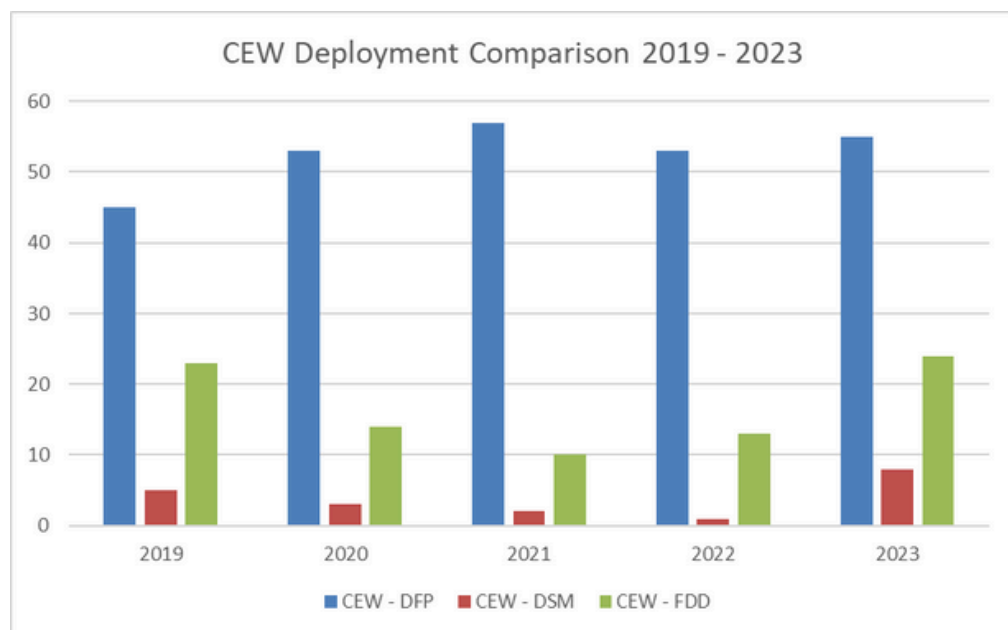
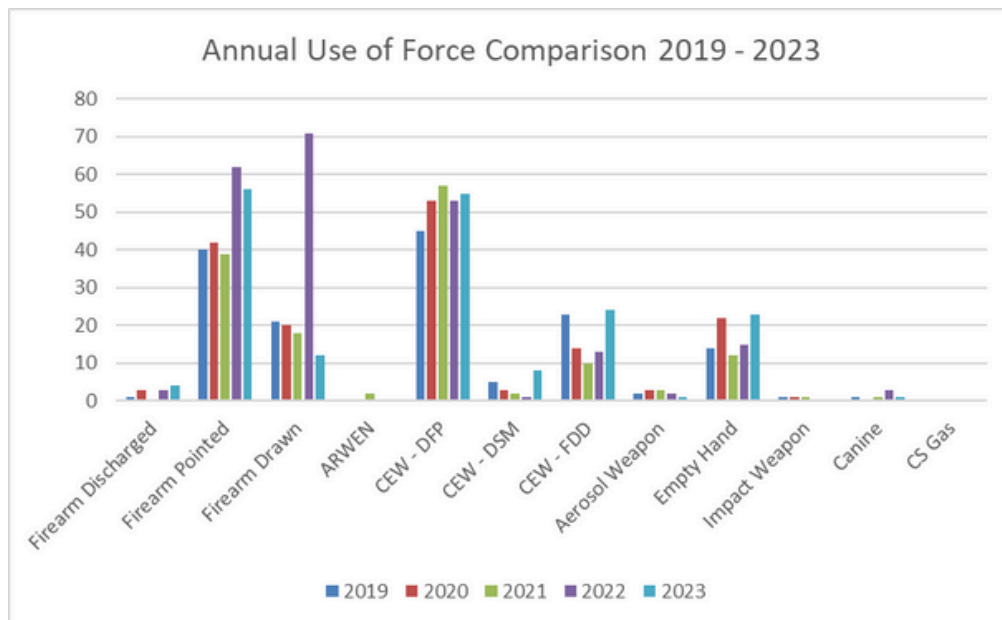
In all reported incidents, 75.2% of subjects reside locally, and 24.8% reside outside of jurisdiction.

Race and Residence Location	Local	%	Out of Jurisdiction	%	Total	%
Black	8	5.7%	6	4.3%	14	9.9%
East/Southeast Asian	3	2.1%	2	1.4%	5	3.5%
Indigenous	2	1.4%	0	0.0%	2	1.4%
Latino	0	0.0%	1	0.7%	1	0.7%
Middle Eastern	2	1.4%	3	2.1%	5	3.5%
South Asian	1	0.7%	0	0.0%	1	0.7%
White	90	63.8%	23	16.3%	113	80.1%
Total	106	75.2%	35	24.8%	141	100.0%

In 2022, all levels of force used during an incident were reported, where previously, when a use of force incident was reported, only the highest level of force used was reported. For example, in a scenario where a firearm was both drawn and pointed in one incident, prior to 2022, only one level of would be reported for the incident (for the firearm pointed, the highest level of force). In 2022 only, this scenario would result in two use of force levels of force being reported for the incident, one for the firearm drawn and one for the firearm pointed.

TYPE OF FORCE	2019	2020	2021	2022	2023
Firearm Discharged	1	3	0	3	4
Firearm Pointed	40	42	39	62	56
Firearm Drawn	21	20	18	71	12
ARWEN	-	-	2	0	0
CEW - DFP	45	53	57	53	55
CEW - DSM	5	3	2	1	8
CEW - FDD	23	14	10	13	24
Aerosol Weapon	2	3	3	2	1
Empty Hand	14	22	12	15	23
Impact Weapon	1	1	1	0	0
Canine	1	0	1	3	1
CS Gas	0	0	0	0	0
Total Levels of Force	153	161	145	223	184
Total # of Incidents	86	83	80	100	107

Annual Use of Force Comparison and CEW Deployment Comparison



Use of Force - 2023 Incident Breakdown

Number	Occurrence Type	Initiated By	Weapon Carried by Subject / Behaviour	Officer Response / Force Option Used	Number of Subjects & Perceived Race	Local/Out of Jurisdiction	Injury to Officer?	Injury to Subject?
1	Animal	Officer Initiated	Aggressive Animal	CEW FDD	Animal	N/A	No	No
2	Domestic Disturbance	Citizen Complaint	TRU - Knife	Firearm Drawn	No Subjects	N/A	No	No
3	Domestic Disturbance	Citizen Complaint	Knife / Passive Resistant	Firearm Pointed, CEW DFP	Indigenous	Local	No	No
4	Domestic Disturbance	Citizen Complaint	Assaultive	CEW DFP	White	Local	No	No
5	Suspicious Person	Citizen Complaint	Assaultive	CEW DFP	White	Local	No	No
6	Break & Enter	Citizen Complaint	Weapon / Assaultive	CEW DFP	White	Local	No	No
7	Domestic Disturbance	Citizen Complaint	Knife / Assaultive	CEW FDD	Black	Local	No	No
8	Search Warrant	Citizen Complaint	TRU - Firearms	Firearm Pointed	White (2)	Local	No	No
9	Arrest Warrant	Citizen Complaint	Firearm / Subject Wanted for Violent Crimes	CEW DFP, Firearm Pointed	Black	OJUR	No	No
10	Break & Enter	Citizen Complaint	Knife / Active Resistant	CEW FDD	Black	Local	No	No
11	Break & Enter	Citizen Complaint	Knife / Active Resistant	CEW DFP	White	Local	No	No
12	Domestic Disturbance	Citizen Complaint	Crowbar / Active Resistant	Firearm Pointed	Black	OJUR	No	No
13	Suspicious Vehicle	Officer Initiated	Motor Vehicle / Assaultive	CEW DFP, Empty Hand Hard, Empty Hand Soft	White	OJUR	No	No
14	Police Pursuit	Officer Initiated	Motor Vehicle / Assaultive	CEW DFP	Black (1), Middle Eastern (1), White (2)	Local	No	Yes, as a result of collision

Use of Force - 2023 Incident Breakdown

15	MHA	Citizen Complaint	Knife / Threatening Self-harm	CEW DFP, Empty Hand Hard	White	Local	No	No
16	Domestic Disturbance	Citizen Complaint	Subject Known to be Violent / Flee From Police, Active Resistant	CEW DFP	Middle Eastern	Local	No	No
17	Arrest Warrant	Citizen Complaint	TRU - Firearms	Firearm Pointed, CEW DFP	Middle Eastern (3)	OJUR	No	No
18	Weapons Call	Citizen Complaint	TRU - Knife	Firearm Pointed, CEW DFP	White	Local	No	No
19	Weapons Call	Citizen Complaint	TRU - Knife	Firearm Pointed, CEW DFP	White	Local	No	No
20	Weapons Call	Citizen Complaint	Knife	CEW DFP	White	Local	No	No
21	Assault	Citizen Complaint	SIU Investigation	Firearm Discharged	White	OJUR	No	Yes
22	Break & Enter	Citizen Complaint	Subject Claimed to be Carrying Firearm / Active Resistant	Firearm Drawn, Firearm Pointed, CEW DFP, Empty Hand	White	Local	No	No
23	Homicide	Citizen Complaint	Knife	Firearm Drawn	East/Southeast Asian	Local	No	No
24	MHA	Citizen Complaint	Subject Threatened to Harm Themselves and Others	Firearm Drawn, CEW DFP	White	OJUR	No	No
25	Domestic Disturbance	Citizen Complaint	Subject Known to be Violent / Active Resistant, Assaultive	CEW DFP, Empty Hand Hard	White	Local	No	No
26	Search Warrant	Citizen Complaint	TRU - Weapons Potential	Firearm Pointed	Black	OJUR	No	No
27	Weapons Call	Citizen Complaint	Edged Weapon / Assaultive	CEW DFP, Empty Hand Soft, Empty Hand Hard, Firearm Pointed	White	Local	No	No

Use of Force - 2023 Incident Breakdown

28	Weapons Call	Citizen Complaint	TRU - Weapons Potential	CEW DFP, Firearm Drawn, Firearm Pointed	White (2)	Local	No	No
29	MHA	Citizen Complaint	Baton, Subject Known to Carry Firearm / Assaultive	CEW DFP, CEW FDD, Empty Hand Hard, Firearm Pointed	White	Local	No	No
30	Weapons Call	Citizen Complaint	Aerosol / Active Resistant	CEW DFP	White (2)	Local	No	No
31	Weapons Call	Citizen Complaint	Knife / Assaultive	Firearm Pointed	White	Local	No	No
32	Weapons Call	Citizen Complaint	Knife / Assaultive	Firearm Pointed	Black	Local	No	No
33	Search Warrant	Citizen Complaint	TRU - Firearms	Firearm Pointed	Black (1), East/Southeast Asian (1)	OJUR	No	No
34	Assault	Citizen Complaint	Assaultive	CEW DFP, Empty Hand Hard	White	Local	No	No
35	Weapons Call	Citizen Complaint	Knife / Assaultive, Flee From Police	Empty Hand Hard, Firearm Pointed	Black	Local	No	No
36	Search Warrant	Officer Initiated	TRU - Weapons Potential	Firearm Drawn	White	OJUR	No	No
37	Break & Enter	Citizen Complaint	Weapons Potential / Flee From Police	CEW FDD	White	Local	No	No
38	Assault	Citizen Complaint	Knife / Subject Involved in Violent Crime	Firearm Drawn	White	Local	No	No
39	MHA	Citizen Complaint	TRU - Weapons Potential / Suicidal	Firearm Pointed	White	Local	No	No

Use of Force - 2023 Incident Breakdown

40	Search Warrant	Officer Initiated	TRU - Weapons Potential	CEW DFP	Black	Local	No	No
41	Utter Threats	Citizen Complaint	Edged Weapon / Assaultive	CEW DFP	White	Local	No	No
42	Unwanted Person	Citizen Complaint	Subject Known to be Violent / Assaultive	CEW DFP	White	Local	No	No
43	Disturbance	Citizen Complaint	Assaultive	CEW DFP	White	Local	No	No
44	Search Warrant	Citizen Complaint	TRU - Weapons Potential	Firearm Pointed	White (3)	OJUR	No	No
45	Assault	Citizen Complaint	Edged Weapon / Assaultive	Firearm Pointed	East/Southeast Asian	Local	No	No
46	Animal	Citizen Complaint	Animal in Distress - Struck by Motor Vehicle	Firearm Discharged	Animal	N/A	No	N/A
47	Search Warrant	Officer Initiated	Firearm / Subject Known to be in Possession of Weapons	CEW DFP	East/Southeast Asian	OJUR	No	No
48	Search Warrant	Officer Initiated	TRU - Weapons	Firearm Pointed	White (2)	Local	No	No
49	Domestic Disturbance	Citizen Complaint	Edged Weapon / Assaultive	CEW FDD, CEW DSM	White	Local	No	No
50	Property Crime	Citizen Complaint	Edged Weapon / Assaultive	CEW FDD	White	Local	No	No
51	MHA	Citizen Complaint	Edged Weapon / Self Harm	CEW DFP	White	Local	No	No

Use of Force - 2023 Incident Breakdown

52	Search Warrant	Citizen Complaint	TRU - Weapons	Firearm Pointed	White	Local	No	No
53	Search Warrant	Officer Initiated	TRU - Weapons Potential	Firearm Pointed	White (2)	Local	No	No
					White (2)	OJUR	No	No
54	Weapons Call	Citizen Complaint	Edged Weapon / Assaultive	Firearm Pointed	White	Local	No	No
55	Arrest Warrant	Officer Initiated	Weapons / Flee from Police, Assaultive	CEW DFP, CEW DSM	White	Local	No	No
56	MHA	Citizen Complaint	Assaultive	CEW DSM, Empty Hand Hard	White	Local	No	No
57	Domestic Disturbance	Citizen Complaint	Knife / Assaultive	CEW FDD	White	OJUR	No	Yes
58	Weapons Call	Citizen Complaint	TRU - Knife / Assaultive	CEW FDD Firearm Drawn	White	Local	No	No
59	Arrest	Citizen Complaint	Flee from Police	Empty Hand Hard	White	Local	No	Yes
60	Suspicious Person	Officer Initiated	Motor Vehicle / Assaultive, Flee from Police	CEW DFP	White	Local	No	No
61	Shoplifting	Citizen Complaint	Motor Vehicle / Active Resistant, Flee from Police	CEW DFP	White	OJUR	No	No
62	Domestic Disturbance	Citizen Complaint	Knife	Firearm Drawn	White	Local	No	No
63	Weapons Call	Citizen Complaint	Knife / Assaultive	CEW DFP	White	Local	No	No

Use of Force - 2023 Incident Breakdown

64	Disturbance	Officer Initiated	TRU - Weapons / Assaultive	CEW DFP, Firearm Pointed	White	Local	No	No
65	Arrest	Citizen Complaint	Unknown Weapon / Assaultive	CEW DSM, CEW FDD, Empty Hand Hard	White	Local	Yes	Yes
66	Search Warrant	Officer Initiated	TRU - Weapons Potential	Firearm Pointed	East/Southeast Asian	Local	No	No
67	Search Warrant	Citizen Complaint	TRU - Weapons Potential	Firearm Pointed, CEW DFP	White (2)	Local	No	No
68	Domestic Disturbance	Citizen Complaint	TRU - Weapons / Subject Known to be Violent	CEW DFP	White	Local	No	No
69	Assist Other Police	Officer Initiated	Vehicle / Assaultive	Firearm Pointed	White (2)	Local	No	No
70	MHA	Citizen Complaint	Knife / Assaultive	CEW DFP	White	Local	No	No
71	Search Warrant	Citizen Complaint	Subjects Known to be Violent	Firearm Pointed	White	Local	No	No
72	Search Warrant	Citizen Complaint	TRU - Subjects Known to be Violent	CEW DFP, Firearm Pointed	White	Local	No	No
					White (4)	OJUR	No	No
73	Domestic Disturbance	Citizen Complaint	Assaultive	CEW DFP, CEW DSM, CEW FDD, Empty Hand Hard	White	OJUR	No	Yes
74	Weapons Call	Citizen Complaint	Knife / Passive Resistant	Firearm Pointed, CEW DFP, Empty Hand Hard	White	Local	No	No

Use of Force - 2023 Incident Breakdown

75	Weapons Call	Citizen Complaint	Knife / Flee from Police	CEW DFP	White	Local	No	No
76	Search Warrant	Citizen Complaint	TRU - Weapons Potential / Subjects Known to be Violent	Firearm Pointed	White (3)	Local	No	No
77	Search Warrant	Citizen Complaint	TRU - Weapons Potential / Subjects Known to be Violent	Firearm Pointed	White (2)	Local	No	No
					White	OJUR	No	No
78	Weapons Call	Citizen Complaint	Firearm / Subject Known to be Violent	Firearm Pointed	White	Local	No	No
79	Domestic Disturbance	Citizen Complaint	TRU - Weapons Potential / Subject Known to be Violent	CEW DFP, Firearm Pointed	Latino	OJUR	No	No
80	Weapons Call	Citizen Complaint	Firearm	Firearm Pointed	White (2)	Local	No	No
					White	OJUR	No	No
81	Weapons Call	Citizen Complaint	TRU - Firearm / Subject Known to be Violent	Firearm Drawn	No Subjects	N/A	No	No
82	Stolen Vehicle	Citizen Complaint	Knife - Assaultive	CEW DSM, Empty Hand Hard	White	Local	No	Yes
83	Search Warrant	Citizen Complaint	TRU - Weapons Potential / Subjects Known to be Violent, Passive Resistant	Firearm Pointed	White (3)	Local	No	No
84	Arrest	Citizen Complaint	Assaultive	CEW DFP	White	Local	No	No

Use of Force - 2023 Incident Breakdown

85	Arrest	Citizen Complaint	Motor Vehicle	Firearm Pointed	White	Local	No	No
86	Weapons Call	Citizen Complaint	TRU - Firearm	Firearm Pointed	Black (1), White (3)	Local	No	No
87	Stolen Vehicle	Citizen Complaint	TRU - Firearms / Passive Resistant	CEW DFP, Firearm Pointed	White	OJUR	No	No
88	Search Warrant	Officer Initiated	TRU - Weapons Potential / Subjects Known to be Violent, Passive Resistant	CEW DFP, Firearm Pointed	White (2)	Local	No	No
89	Domestic Disturbance	Citizen Complaint	Subject Known to be Violent / Active Resistant, Assaultive	CEW FDD, Empty Hand Hard	Indigenous	Local	No	No
90	Weapons Call	Citizen Complaint	Knife	CEW DFP, Firearm Drawn, Empty Hand Hard	White	Local	No	No
91	Assist Other Police	Officer Initiated	TRU - Weapons Potential	CEW DFP, Firearm Pointed	White (2)	OJUR	No	No
92	Search Warrant	Officer Initiated	TRU - Weapons, Subjects Known to be Violent	Canine, CEW FDD, Empty Hand Hard, Firearm Pointed	Black	OJUR	No	Yes
					Black	OJUR	No	No
					White	Local	No	No
93	Assault	Citizen Complaint	Assaultive	CEW DSM, CEW FDD, Empty Hand Hard	White	Local	No	No
94	Disturbance	Citizen Complaint	Assaultive	CEW DFP	White	Local	No	No
95	Break & Enter	Citizen Complaint	TRU - Weapons Potential	CEW DFP, Empty Hand Hard, Firearm Pointed	White (2)	Local	No	No

Use of Force - 2023 Incident Breakdown

96	Disturbance	Citizen Complaint	Assaultive	CEW DFP	White	Local	No	No
97	Stolen Vehicle	Citizen Complaint	Flee from Police	CEW DFP, CEW FDD	White	OJUR	No	No
98	Unwanted Person	Citizen Complaint	Flee from Police / Active Resistant	CEW FDD, CEW DSM	White	Local	No	No
99	Animal	Citizen Complaint	Animal in Distress	Firearm Discharged	Animal	N/A	No	No
100	MHA	Citizen Complaint	Active Resistant	CEW FDD, Empty Hand Soft	South Asian	Local	No	No
101	Animal	Citizen Complaint	Animal in Distress	Firearm Discharges	Animal	N/A	No	No
102	Weapons Call	Citizen Complaint	Impact Weapon / Assaultive	CEW DFP	White	Local	No	No
103	Weapons Call	Citizen Complaint	TRU - Knife / Subjects Involved in Violent Crime	Firearm Pointed	White (2)	Local	No	No
104	Weapons Call	Citizen Complaint	TRU - Firearm	Firearm Pointed	White	Local	No	No
105	Weapons Call	Citizen Complaint	TRU - Firearm	Firearm Pointed	White (3)	Local	No	No
106	Stolen Vehicle	Citizen Complaint	Motor Vehicle / Active Resistant	Firearm Pointed	Black	Local	No	No
107	Disturbance	Officer Initiated	Assaultive	Aerosol Weapon	White	OJUR	No	No



@guelphpoliceservice



@guelphpolice



@guelphpoliceservice



Guelph Police Service



15 Wyndham Street South
Guelph, Ontario N1H 4C6



Phone: 519-824-1212
Fax: 519-763-0516
TTY: 519-824-1466